



The 7<sup>th</sup> International Conference on Applied Energy – ICAE2015

## Analytical and experimental studies of wire mesh packed double-pass solar air heaters under recycling operation

Chii-Dong Ho\*, Hsuan Chang, Chun-Sheng Lin, Chun-Chieh Chao  
and Yi-En Tien

*Energy and Opto-Electronic Materials Research Center, Department of Chemical and Materials Engineering, Tamkang University, Tamsui, New Taipei, Taiwan 251*

### Abstract

The device performance of a solar air heater featured with recycling as well as wire mesh packed was investigated experimentally and theoretically. The deviations between the theoretical predictions and experimental measurements were calculated within 1.07-9.32%. Comparisons were made among different designs including the single-pass, flat-plate double-pass, and recycling wire mesh packed double-pass operations. The applications of wire mesh and recycle-effect concept to the present study were proposed in aiming to strengthen the convective heat transfer coefficient due to the turbulence enlargement. The collector efficiency of the recycling wire mesh packed double-pass operation is much higher than the other configurations under various recycle ratios and mass flow rates.

© 2015 The Authors. Published by Elsevier Ltd.  
Selection and/or peer-review under responsibility of ICAE

*Keywords:* Wire mesh packed; Heat-transfer efficiency; Recycling double-pass; Solar air heater.

### 1. Introduction

Various configurations of solar air heaters have been implemented to enhance the collector efficiency as compared to a simple flat-plate device consisting of glass covers, an absorber plate and air flowing channels [1]. The improved devices were accomplished taking into account the design parameters of strengthening the convective heat-transfer coefficient, enlarging heat-transfer area, and increasing flow turbulence. The technical feasibility of the recycle-effect application to heat transfer devices and reactors has been confirmed by several investigators [2,3]. The recycling double-pass design has been proposed in the present study to increase the turbulent flow, and thus, the convective heat-transfer coefficient [4,5]. A new design of solar air heater adopting the wire mesh packed double-pass design under recycling operation is proposed and studied, as shown in Fig. 1.

\* Corresponding author. Tel.: 886-2-26215656 ext. 2724; fax: 886-2-26209887. E-mail address: [cdho@mail.tku.edu.tw](mailto:cdho@mail.tku.edu.tw).

The purposes of the present study are: (a) to obtain theoretical predictions and carry out the experimental results for the recycling wire mesh packed solar air heater; (b) to study the effects of the recycle ratio and air mass flow rate on the heat transfer behavior, heat-transfer efficiency improvement and the power consumption increment.

### Nomenclature

$A_c$	surface area of the collector = $LW$ ( $m^2$ )
$C_p$	specific heat of air at constant pressure ( $J/(kg\ K)$ )
$D_e$	equivalent diameter (m)
$d_w$	wire diameter of screen(m)
$E$	deviation of the experimental measurements from theoretical predictions
$f_F$	Fanning friction factor
$I_0$	incident solar radiation ( $W/m^2$ )
$I_P$	power consumption increment, defined in Eq. (15)
$I_W$	collector efficiency improvement index, defined in Eq. (9)
$L$	channel length (m)
$\ell_{wf}$	friction loss of double-pass device ( $J/kg$ )
$\dot{m}$	total air mass flow rate ( $kg/h$ )
$P_S$	power consumption of downward-type single-pass device (W)
$P_W$	power consumption of wire mesh double-pass device (W)
$Q_u$	useful energy gained by air (W)
$R$	recycle ratio
Re	Reynolds number
$T_{a,i}$	inlet air temperature (K)
$T_{a,0}$	the mixing temperature of the subchannel a at $x=0$ (K)
$T_{a,L}$	the temperature of the subchannel a at $x=L$ (K)
$T_{b,0}$	the temperature of the subchannel b at $x=0$ (K)
$T_{b,L}$	the temperature of the subchannel b at $x=L$ (K)
$T_a(z)$	axial fluid temperature distribution in the lower subchannel (K)
$T_b(z)$	axial fluid temperature distribution in the upper subchannel (K)
$T_{c1}$	temperature of glass cover 1 (K)
$T_p$	temperature of absorbing plate (K)
$T_{p,m}$	mean temperature of absorbing plate (K)
$T_R$	temperature of bottom plate (K)
$T_s$	ambient temperature (K)
$U_L$	overall loss coefficient ( $W/m^2\ K$ )
$\bar{v}$	mean air velocity (m/s)
$W$	width of both upper and lower subchannels (m)
$z$	axial coordinate (m)

### Greek Letters

$\alpha_p$	absorptivity of the absorbing plate
$\eta_D$	collector efficiency of the flat-plate type double-pass device
$\eta_S$	collector efficiency of the downward type single-pass device
$\eta_W$	collector efficiency of wire mesh solar air heater, defined in Eq. (7)
$\tau_g$	transmittance of glass cover
$\xi$	dimensionless channel length

## 2. Theoretical treatment

The new design of double-pass solar air heaters uses the absorbing plate to divide the air flowing conduit into two subchannels and inserting wire mesh into the lower subchannels. The method for the theoretical prediction of collector efficiencies and experimental studies in the present work are similar to those performed in our previous work [6], except instead of inserting wire mesh. Before entering the lower subchannel, the inlet air mass flow rate and inlet temperature of  $\dot{m}$  and  $T_{a,i}$  is premixed with the recycling air flow  $R\dot{m}$  exiting from the lower subchannel with the outlet temperature is  $T_{b,L}$ .

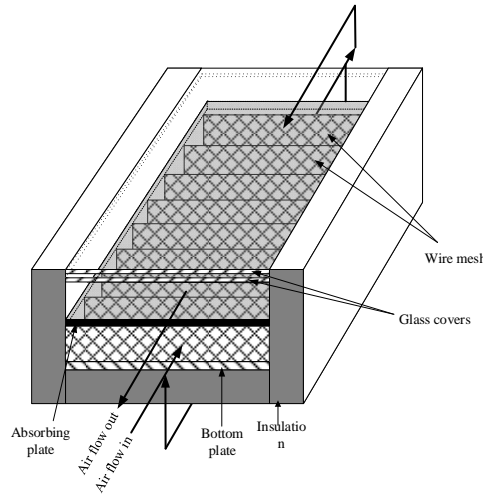


Fig. 1 Configuration of a double-pass solar air heater with recycle.

A schematic configuration is depicted in Fig. 1 while the air flow arrangement is shown in Fig. 2. After the following assumptions are made in the present analysis: (1) the temperatures of the absorbing plate, bottom plate and air streams are functions of the flow direction only, (2) the glass covers and fluid do not absorb radiant energy, and (3) all outside surfaces of the solar air collector, except the glass cover, are well insulated thermally, the steady-state one-dimensional mathematical formulation was obtained making the energy balance on a finite system element as follows:

$$\frac{-\dot{m}C_p}{W} \frac{dT_b(z)}{dz} = h_b(T_p - T_b(z)) - h_b(T_b(z) - T_{c1}), \text{ the upper subchannel} \quad (1)$$

$$\left[ \frac{(R+1)\dot{m}C_p}{W} \right] \frac{dT_a(z)}{dz} = h_a(T_p - T_a(z)) - h_a(T_a(z) - T_R), \text{ the lower subchannel} \quad (2)$$

The boundary conditions for solving Eqs. (1) and (2) are

$$z = 0, T_a(0) = T_{a,0} = \frac{T_{a,i} + RT_{a,L}}{1 + R} \quad (3)$$

$$z = L, T_a(1) = T_{a,L} = T_b(1) = T_{b,L} \quad (4)$$

The useful energy gained by the flowing air was estimated from the energy balance on the lower subchannel, upper subchannel and whole solar air heater with the known inlet and outlet temperatures, respectively

$$Q_u = \dot{m}(1 + R)C_p(T_{a,L} - T_{a,0}) + \dot{m}C_p(T_{b,0} - T_{b,L}) \quad (5)$$

or

$$Q_u = \dot{m}C_p(T_{a,L} - T_{a,i}) + \dot{m}C_p(T_{b,0} - T_{b,L}) = \dot{m}C_p(T_{b,0} - T_{a,i}) \quad (6)$$

The collector efficiency  $\eta_w$  of the wire mesh double-pass solar air heater with external recycle was obtained from the actual useful energy gained by the airflow and the incident solar radiation as

$$\begin{aligned} \eta_w &= \frac{Q_u (\text{Useful gain of energy carried away by air})}{I_0 A_c (\text{Total solar radiation incident})} \\ &= \frac{\dot{m}C_p(T_{b,0} - T_{a,i})}{I_0 A_c} = \frac{I_0 \tau_g^2 \alpha_p - U_L(T_{p,m} - T_s)}{I_0} \end{aligned} \quad (7)$$

The average absorber temperature was readily obtained equating the terms of Eq. (7) as

$$T_{p,m} = T_s + (I_0 \tau_g^2 \alpha_p / U_L) - \frac{\dot{m}C_p(T_{b,0} - T_{a,i})}{A_c U_L} = T_s + (I_0 / U_L)(\tau_g^2 \alpha_p - \eta_w) \quad (8)$$

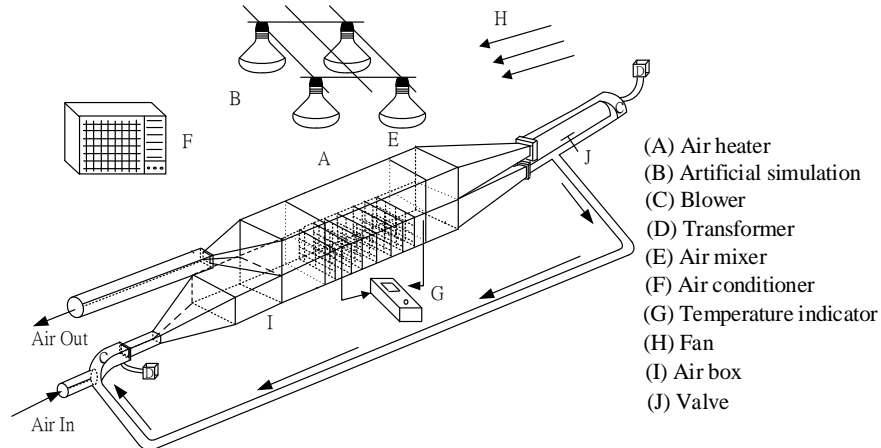


Fig. 2 Schematic diagram of a double-pass solar air heater with artificial simulation

### 3. Experimental setup

The experimental setup of the recycling double-pass wire mesh packed solar air heater was shown in Fig. 2. Before entering the lower subchannel, the airflow with mass flow rate  $\dot{m}$  and temperature  $T_{a,i}$  will pre-mix the air flow exiting from the lower subchannel with  $R\dot{m}$  and  $T_{a,L}$  which is regulated by means of a valve situated at the end of the lower subchannel. Twenty pieces of the wire mesh were welded into the lower subchannel using the mesh interval of 0.015 m and mesh pitch of 0.003 m. The experimental runs were carried out supplying the ambient air by a blower (Teco 3 Phase Induction Motor) which was measured by an anemometer (Kanmax Japan Inc., Osaka, Japan). By substituting the specified values into the appropriate equations, the theoretical predictions were obtained and are also represented in Figs. 3 and 4 for comparisons.

### 4. Results and Discussion

The comparisons of the theoretical predictions and experimental results of the device of flat-plate type and wire mesh packed for incident solar radiation variations and mass flow rates of air were presented in good agreement, as observed from Figs. 3 and 4. The deviation analysis results are

calculated within  $1.33 \times 10^{-2} \leq E \leq 9.32 \times 10^{-2}$ . The collector efficiencies  $\eta_w$  increase with increasing recycle ratio and mass flow rate due to the fluid velocity enlargement and resulting in convective heat transfer coefficient enhancement. The theoretical predictions of  $I_w$  for the wire mesh packed double-pass devices are best illustrated by calculating the percentage increase in collector efficiency based on that of the downward single-pass device under the same operating conditions with various incident solar radiation, airflow mass flow rate and recycle ratio as parameters as follows:

$$I_w = \frac{\eta_w - \eta_s}{\eta_s} \times 100\% \tag{9}$$

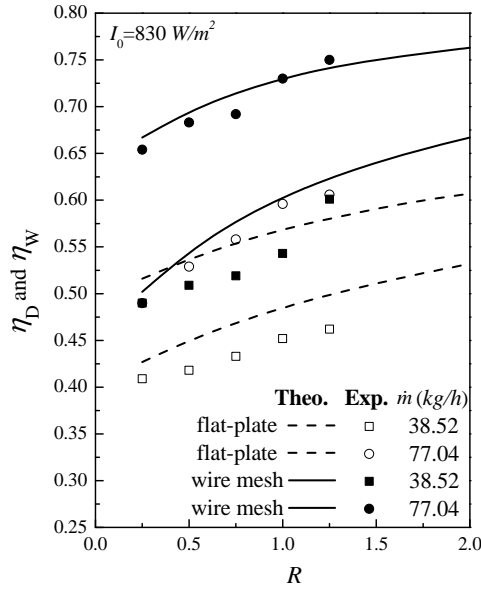


Fig. 3 Effect of recycle ratio on collector efficiency ( $I_0=830 \text{ W/m}^2$ )

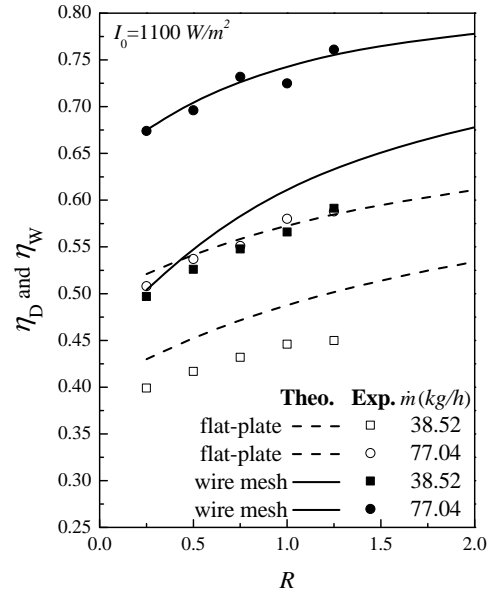


Fig. 4 Effect of recycle ratio on collector efficiency ( $I_0=1100 \text{ W/m}^2$ )

Moreover, the power consumption increment was

$$P_S = \dot{m} \ell w_{f,s} = \frac{2f_{F,S} \bar{v}^2 L}{D_{e,S}}, \text{ single pass} \tag{10}$$

$$P_W = \dot{m}(1+R)\ell w_{f,a} + \dot{m}\ell w_{f,b} = \dot{m}(1+R) \frac{2f_{F,a} \bar{v}^2 L}{D_{e,a}} + \dot{m} \frac{2f_{F,b} \bar{v}^2 L}{D_{e,b}}, \text{ double pass} \tag{11}$$

in which

$$f_{F,a} = 3.5722 \times (1/nP)^{1.0431} (P_t/d_w)^{1.1507} \text{Re}_a^{-0.43}, \text{ for wire mesh device} \tag{12}$$

$$f_{F,i} = \frac{24}{Re}, \text{ laminar flow, for flat-plate device} \quad (13)$$

$$f_F = 0.0790 Re^{-0.25}, \text{ turbulent flow for flat-plate device} \quad (14)$$

The power consumption increment for the wire mesh packed devices  $I_P$  is defined as compared to that in the downward single-pass operation

$$I_P = \frac{P_W - P_S}{P_S} \text{ for solar air heaters with wire mesh packed} \quad (15)$$

Considering both the efficiency improvement  $I_W$  and the power consumption increment  $I_P$  in the economic sense to obtain the suitable selections of the operating parameters, the ratio of  $I_W/I_P$  was calculated and presented with the recycle ratio and air mass flow rate as parameter. The results indicate the optimal ratio of  $I_W/I_P$  occurs at  $R=0.5\sim 1.0$  for various mass flow rates, as indicated in Fig. 5. The present work is actually the extension previous work [6] except the recycle configuration. The graphical representation for comparisons with some experimental results and theoretical predictions obtained in Ref. [6] under the same design and operating parameters to illustrate explain how the present device improvement was achieved, as referred to the previous work. The advantage of the present results is evident for all mass flow rates and recycle ratio, as confirmed by Fig. 6.

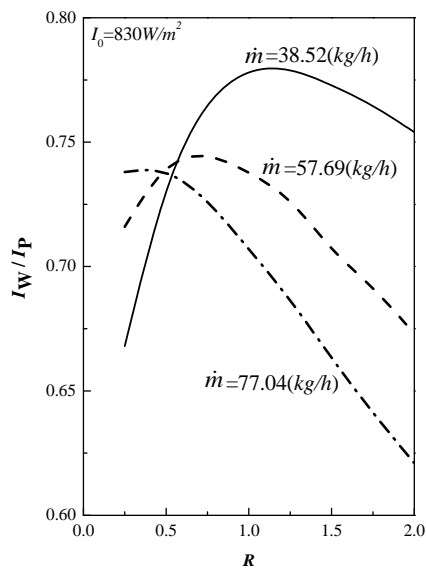


Fig. 5 The ratio of  $I_W/I_P$  vs. recycle ratio  $R$

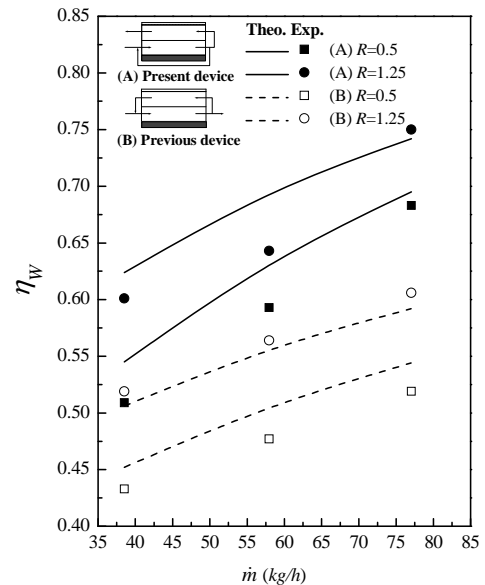


Fig. 6 Comparisons of collector efficiency between the present and previous work ( $I_0=830 \text{ W/m}^2$ )

## 5. Conclusions

The collector efficiency improvement in recycling double-pass solar air heaters with wire mesh packed have been developed analytically and experimentally. The comparisons of double-pass configurations with and without attaching wire mesh were made to investigate the device performance

improvement. Consequently, applications of the recycle effect with wire mesh attachment for operating double-pass device are technically and economically feasible.


### Acknowledgement

The authors wish to thank the Ministry of Science and Technology of the Republic of China for the financial support.

### References

- [1] Seluck MK. Solar air heaters and their applications. In: Sayigh, AAM, editor. New York: Academic Press; 1977.
- [2] Duffie JA, Beckman WA. Solar engineering of thermal processes. 3rd ed., New York: Wiley; 1980.
- [3] Garg HP, Sharma VK, Bhargava AK. Theory of multiple-pass solar air heaters. *Energy* 1985; 10 (5): 589-99.
- [4] Ho CD, Yeh HM, Sheu WS. An analytical study of heat and mass transfer through a parallel-plate channel with recycle. *Int J Heat Mass Trans* 1998; 41: 2589-99.
- [5] Ho CD, Yang WY. An analytical study of heat-transfer efficiency in laminar counterflow concentric circular tubes with external refluxes. *Chem Eng Sci* 2003; 58(7): 1235-50.
- [6] Ho CD, Lin CS, Chuang YC, Chao CC. Performance improvement of wire mesh packed double-pass solar air heaters with external recycle. *Renew Energy* 2013; 57: 479-589.

### Biography



Chii-Dong Ho received his B.Sc. from National Taiwan University in 1981, and his M.Sc. and Ph.D. in Chemical Engineering from New Mexico State University in 1984 and 1986, respectively. He then became a faculty member at Tamkang University in New Taipei, Taiwan. He has served as the Dean of the College of Engineering since 2010. He has published many papers in various journals and conferences. Currently, his interests are solar energy engineering, membrane separation processes and heat and mass exchanger designs.

**ADDITIONAL INFORMATION FOR ADMINISTRATION USE BY THE ORGANIZATION COMMITTEE**

(\* ICAE2015 organization committee reserves the right to decide the paper type in the final program)

PLEASE SELECT (CLICK) ONE OF THE FOLLOWING OPTIONS:

I PREFER TO PRESENTING MY PAPER AS

ORAL

POSTER

ALL PAPERS PRESENTED AT ICAE2015 WILL BE PUBLISHED IN ENERGY PROCEDIA, IF YOU DO NOT WANT TO INCLUDE YOUR PAPER IN THE ENERGY PROCEDIA, PLEASE CLICK

NO, I DO **NOT** WANT TO INCLUDE MY PAPER IN THE ENERGY PROCEDIA.